



# SCUBAPRO

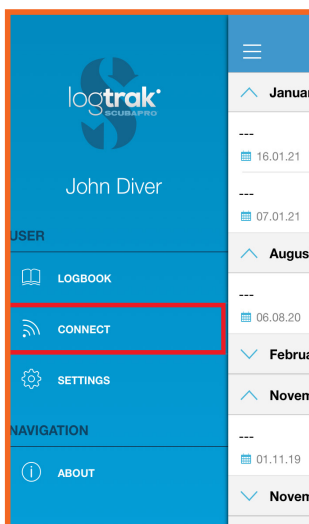


## ALADIN SERIES FIRMWARE UPDATE PROCEDURE via iOS

ALADIN SPORT/ONE/HOSE MATRIX  
ALADIN A1 & ALADIN A2

A new firmware is available for your **ALADIN** dive computer.

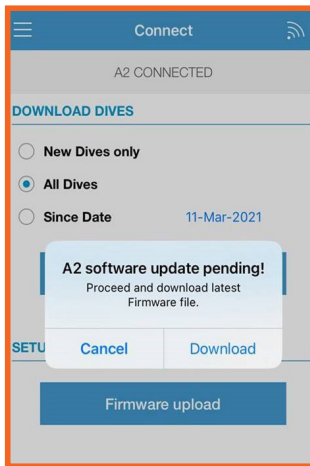
- **(1)** Make sure your dive computer has enough battery capacity with at least 5 segments.  
*Note: In case your dive computer's battery capacity is lower than 5 segments, have the battery replaced as the software update will not load with insufficient voltage.*
- **(2)** Switch off any battery and screen saving modes on your mobile device, as it may interrupt the Bluetooth communication.
- **(3)** Activate Bluetooth on the dive computer and on your mobile device.
- **(4)** Launch LogTRAK on your mobile device.
- **(5)** Establish connection between your dive computer and mobile device by pressing connect



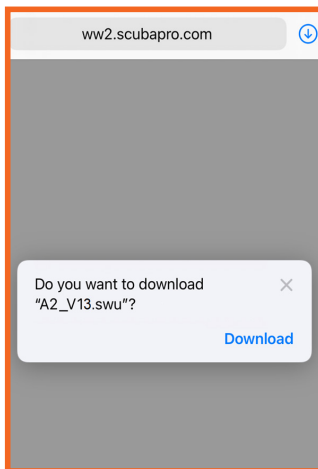
- **(6)** Once you connect and synchronize your dive computer within LogTRAK, a firmware update notification will appear.



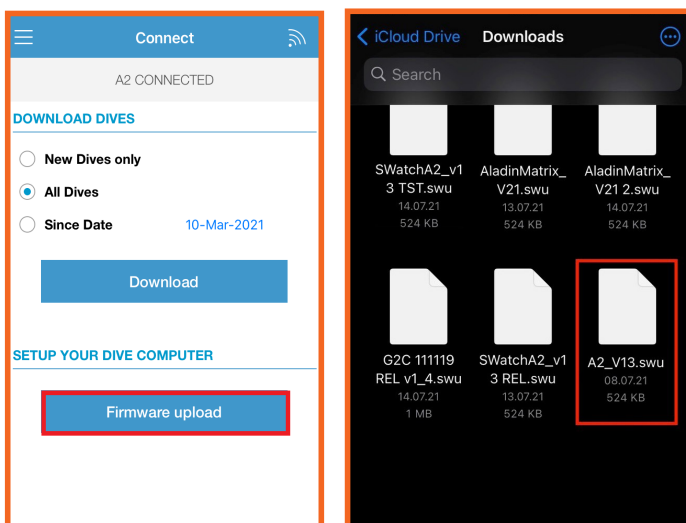
# SCUBAPRO



- **(7)** Tap the download button and save the software update (swu) file in your mobile device's Downloads folder.



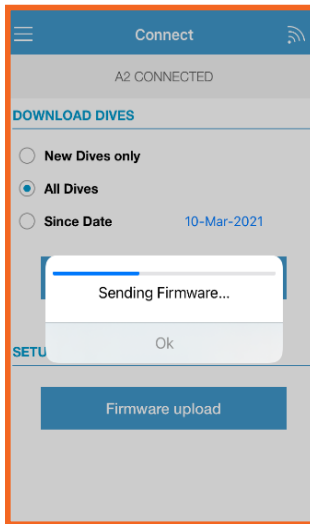
- **(8)** To start the software update press the FIRMWARE UPLOAD button, navigate to Downloads folder and select the swu file.



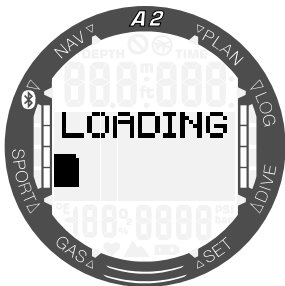
- **(9)** Once the software file has been selected, the update will start.



# SCUBAPRO



- **(10)** The status of the software upload is shown on the display with a progress bar.



*Note: Keep the dive computer near your mobile device while the software update is loading.*

After successful software upload your dive computer starts the reprogramming automatically. Once the new software has been programmed, the dive computer will complete a few internal checks and finally perform a reboot.

**ALADIN MATRIX:** A double press-and-hold of the right button exits this screen and enters the “Time and date” display.

**A1 and A2:** A short press of the SEL/ESC button exits this screen and enters the “Time and date” display.

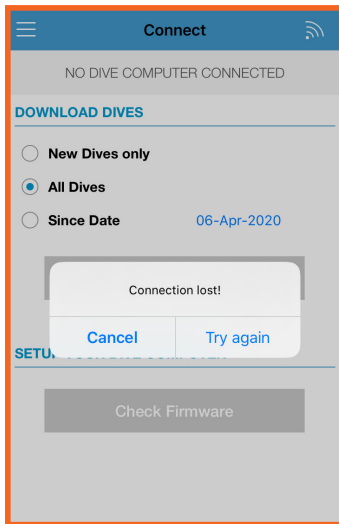


# SCUBAPRO

## TROUBLESHOOTING:

After the firmware update you may need to unpair your **ALADIN** dive computer from your mobile device, if Log-TRAK tells you to do so - see section below for further explanations.

Depending on the age of your mobile device, it might take a couple of retries until 100% upload progress is reached. Follow the below instructions:



- Press try again
- Re-connect to your **ALADIN** dive computer by pressing **CONNECT NOW**
- Tap **FIRMWARE UPLOAD** and choose the swu file – step 8 from above

If your dive computer does not re-connect, exit the **BLUETOOTH** menu and re-enter.